


St. Edward School – PARENT PORTAL (1-8)

Contact Mercy Araujo, support@stedward.org

The SES Parent Portal is a web based system that is hosted by Achieve Technologies. Parents are provided with secured logins to monitor grades, attendance and update student and household information via the web.

Parent Portal Login Website - <https://sted.achieve-technology.us/>



The Parent Portal link is also provided on the school website under Quick Links - LOGIN



St. Edward School
190 Thompson Ln.
Nashville, TN
37211
(615) 833-5770

User Name:

Password:

 Login  Forgot Your Password

Login with the User Name and Password that will be emailed to you.



The screenshot shows the parent portal interface. On the left is a navigation pane with a green arrow icon at the top right. The navigation pane contains the following items: a user profile icon and name 'maraujo88', 'Student/Household', 'Attendance', 'Classes', 'Download School Forms', 'Report Card', 'Your Account', and 'Logout'. On the right side of the interface, there is a message: 'Please choose a link to a section in the navigation pane to the left.'



GREEN ARROW – click to OPEN CLOSE the navigation pane

STUDENT HOUSEHOLD LINK

The **Student tab** allows you view and modify your child(ren)'s information. The drop down arrow next to your child's name will give you the names of the siblings if applicable.

The screenshot shows a web browser window with a navigation bar at the top containing tabs: General, Student, Medical Alert, Medical Questions, Medical Contact Info, Household, Emergency Contact, and Authorized Pickup. The 'General' tab is selected. Below the tabs, the student's name 'Araujo, Isabelle' is displayed. The main content area shows the following information:

- Renew Contract**
- Renewed By: maraujo88
- Renewed On: 4/11/2012 9:42:24 AM
- Verified: 6/11/2012
- Verified By: Araujo, Mercedes

At the bottom of the form, there is a button that says "Click here to confirm that all information is correct".

You may click on the tabs (**General, Student, Medical Alert, Medical Questions, Medical Contact Info, Household, Emergency Contact, Authorized Pickup**) on top next to your child's name to view and update your child's information.

IMPORTANT: General tab – select the general tab after updating your information- click "Cick here to conform that all information is correct"

ATTENDANCE LINK – will give you information of your child(ren)'s daily attendance in school

Select your child's name on top then the select the Quarter period

The screenshot shows a web browser window displaying the 'View Attendance by Student' page. The student's name 'Araujo, Isabelle' and the quarter 'Quarter 1' are selected in dropdown menus. The page title is 'View Attendance by Student'. Below the title, there is a sub-header 'Daily Attendance for Araujo, Isabelle' and two links: 'Print This Page' and 'Attendance Key'. The main content is a table with the following data:

Reason	Code	Count
Tardy	T	1
Early Dismissal	E	0
Tardy/Early Dismissal	T/E	0
Absent	A	0

CLASSES LINK – Select your child’s name on top and the Quarter period. This link will allow you to view your child’s grades. Click on each subject to direct you to a listing of your child’s actual grades (quizzes, classworks, homework etc.)

Class Name	Teacher Name	Grade	Percent	Detail
2-Conduct 2B 2-Bechtold	Bechtold, Kathy	E	99	
2-English 2B 2-Bechtold	Bechtold, Kathy	E	96	
2-Handwriting 2B 2-Bechtold	Bechtold, Kathy	E	95	
2-Math 2B 2-Bechtold	Bechtold, Kathy	E	99	
2-Phonics 2B 2-Bechtold	Bechtold, Kathy	E	97	
2-Reading 2B 2-Bechtold	Bechtold, Kathy	E	97	
2-Spelling 2B 2-Bechtold	Bechtold, Kathy	E	97	

Click on the Subject (ex. English, Math), it will allow you to view the details of the assignments, homeworks, classworks, etc. It will also indicate if the child has a missing or late assignment. Click on the **Clipboard icon under Detail** to view the weight of the assignments

Grade	Percent	Detail
E	99	
E	96	
E	95	
E	99	
E	97	
E	97	
E	97	

Assignment Type	Percent of Grade
Classwork	50%
Conduct	50%

Clicking a subject will allow you to view the details of the assignments. Clicking the **question mark icon** on the top will let you view the meaning of the colors if you see them on the assignments.

Name	Type	Date Due	Grade	Grade Detail	Missing	Excused	Absent	Days late	Direction	Comment
8/23	Classwork		E	100%						
8/30	Classwork		E	98%						

Item Colors:

- Absent for the assignment.
- Excused from the assignment.
- Missing the assignment.
- Turned the assignment in late.

Back:

- Click to return to the previous screen.

Print:

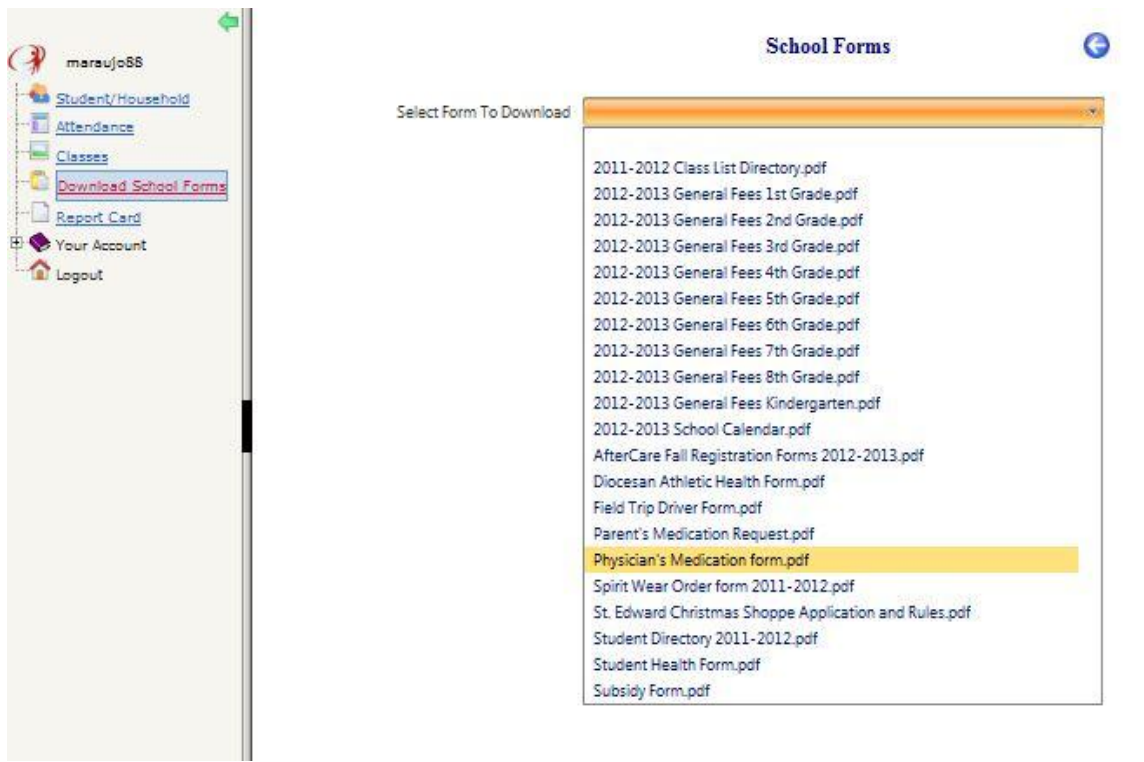
- Click to print the current screen.

Note: A PDF reader is required to print.

Adobe Reader:

- Click to download the latest version of Adobe Reader.

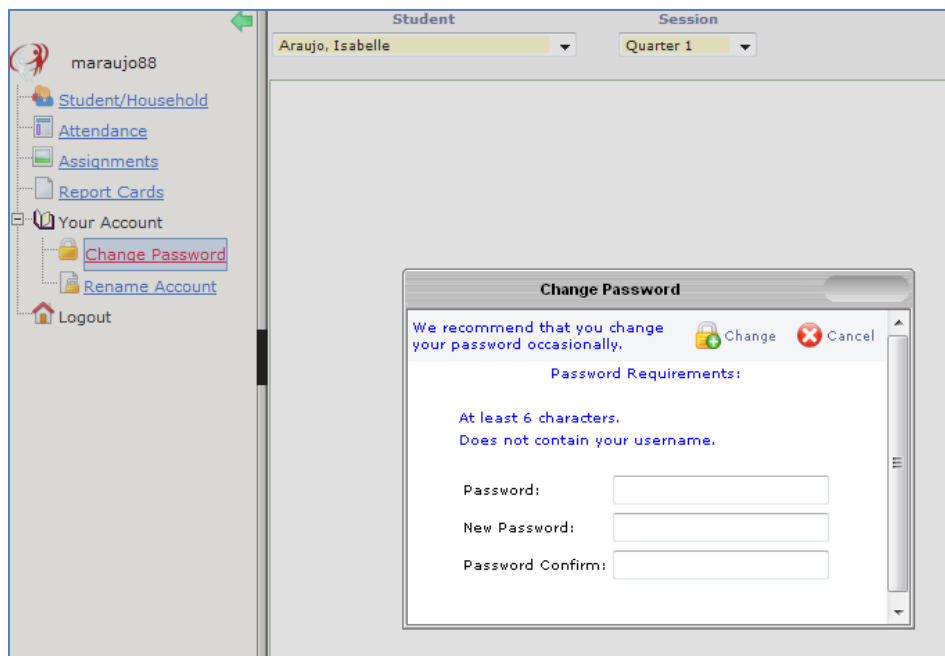
DOWNLOAD SCHOOL FORMS – Select the form that you want to download from the drop down menu



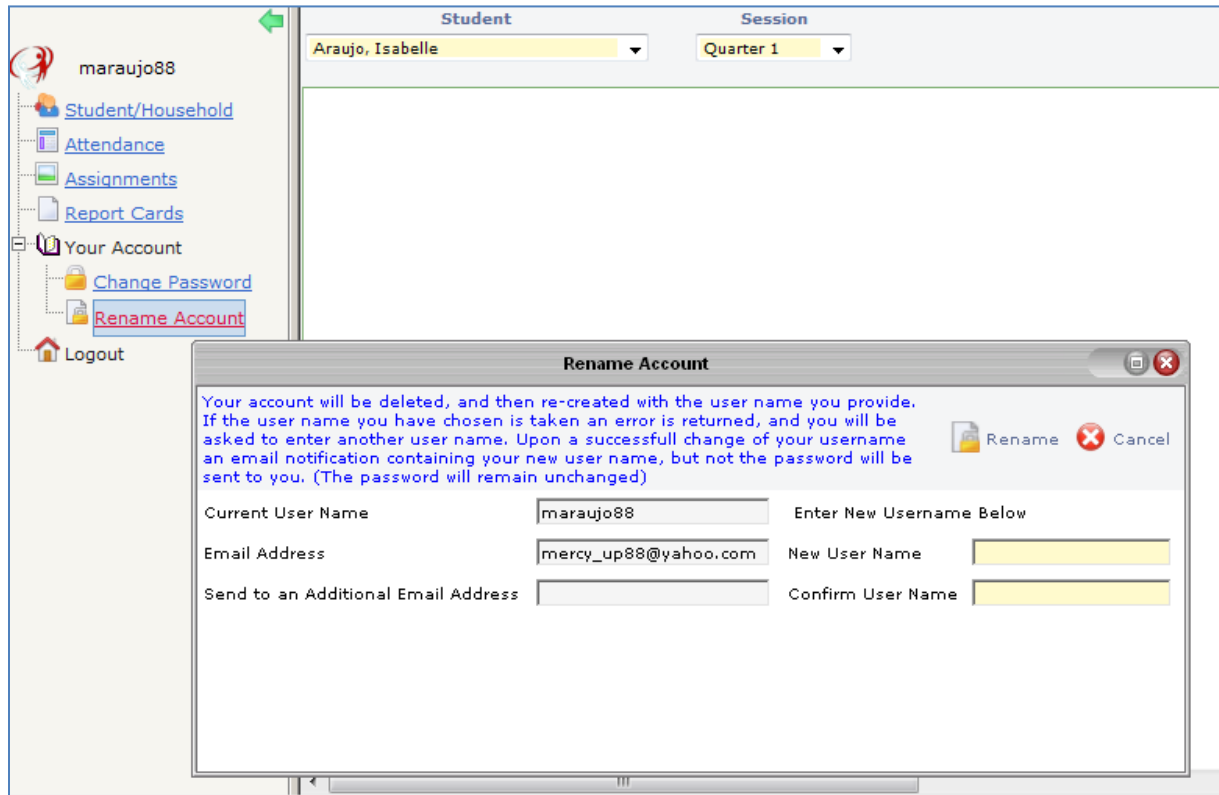
REPORT CARDS LINK – this will allow you to view and print your child(ren)'s report card. **This will be available at the end of every Midterm and Quarter period.**

YOUR ACCOUNT LINK –

CHANGE PASSWORD - this will allow you to modify your password. Click 'Change' for the change to take effect



RENAME ACCOUNT – this will allow you rename your username, click '**Rename**' for the change to take effect



LOGOUT LINK – Logoff from the program

6/11/2012 11:43 AM