


St. Edward School – Parent Portal (Pk-K)

Contact Mercy Araujo, support@stedward.org

The SES Parent Portal is a web based system that is hosted by Achieve Technologies. Parents are provided with secured logins to monitor grades, attendance and update student and household information via the web.

Parent Portal Login Website - <https://sted.achieve-technology.us/>



The Parent Portal link is also provided on the school website under Quick Links - LOGIN




St. Edward School
190 Thompson Ln.
Nashville, TN
37211
(615) 833-5770

User Name:

Password:


 Login  Forgot Your Password

Login with the User Name and Password



Please choose a link to a section in the navigation pane to the left.

- maraujo88
- Student/Household
- Attendance
- Classes
- Download School Forms
- Report Card
- Your Account
- Logout



GREEN ARROW – click to OPEN CLOSE the navigation pane

STUDENT HOUSEHOLD LINK

The **Student Household Link** will allow you to view and modify your child(ren)'s information. The drop down arrow next to your child's name will give you the names of the siblings, if applicable.

The screenshot shows a web browser window with a navigation bar at the top containing tabs: General, Student, Medical Alert, Medical Questions, Medical Contact Info, Household, Emergency Contact, and Authorized Pickup. The 'General' tab is selected. Below the tabs, the student's name 'Araujo, Isabelle' is displayed. A 'Renew Contract' section shows 'Renewed By' as 'maraujo88' and 'Renewed On' as '4/11/2012 9:42:24 AM'. A 'Verified' section shows 'Verified' as '6/11/2012' and 'Verified By' as 'Araujo, Mercedes'. A button at the bottom reads 'Click here to confirm that all information is correct'.

You may click on the tabs (**General, Student, Medical Alert, Medical Questions, Medical Contact Info, Household, Emergency Contact, Authorized Pickup**) on top next to your child's name to view and update your child's information.

IMPORTANT: General tab – select the general tab after updating your information- click “Cick here to conform that all information is correct”

ATTENDANCE LINK – will give you information of your child(ren)'s daily attendance in school

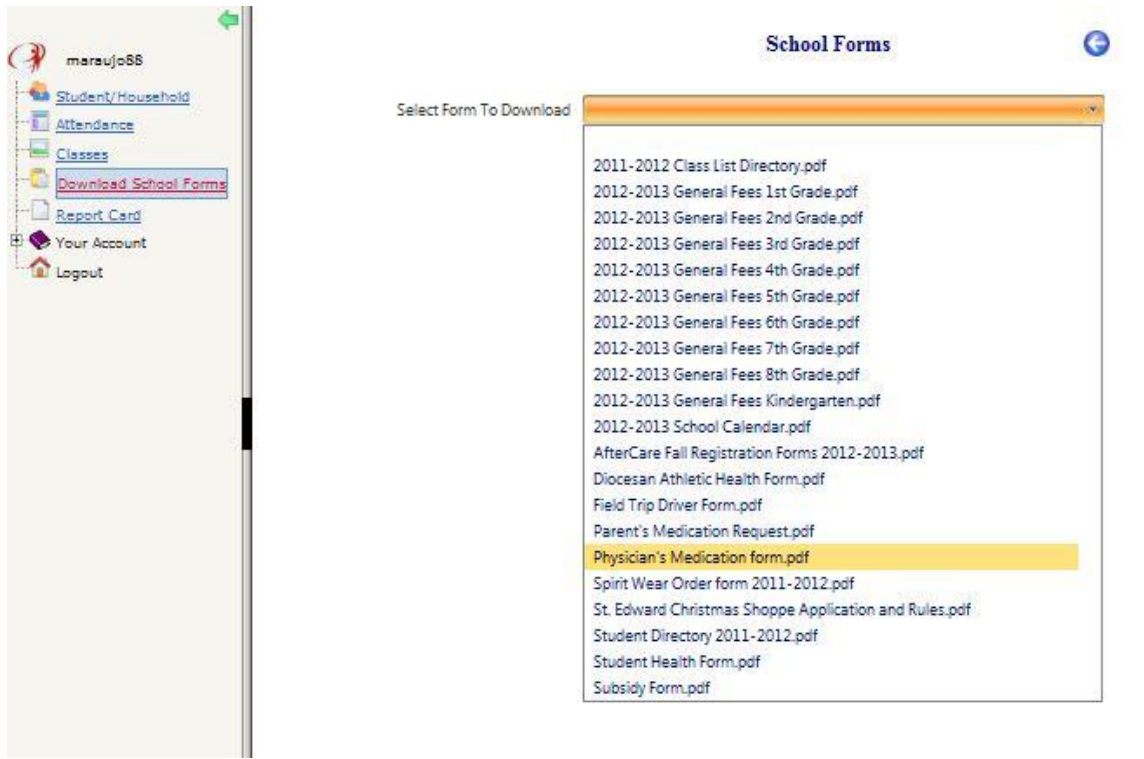
Select your child's name on top then the select the Quarter period

The screenshot shows a web browser window with a navigation sidebar on the left containing links: Student/Household, Attendance, Assignments, Report Cards, Your Account, Change Password, Rename Account, and Logout. The 'Attendance' link is highlighted. The main content area shows 'View Attendance by Student' for 'Araujo, Isabelle' in 'Quarter 1'. Below this is a table titled 'Daily Attendance for Araujo, Isabelle' with columns for Reason, Code, and Count. The table contains the following data:

Reason	Code	Count
Tardy	T	1
Early Dismissal	E	0
Tardy/Early Dismissal	T/E	0
Absent	A	0

CLASSES LINK – only applicable for 1st-8th grade

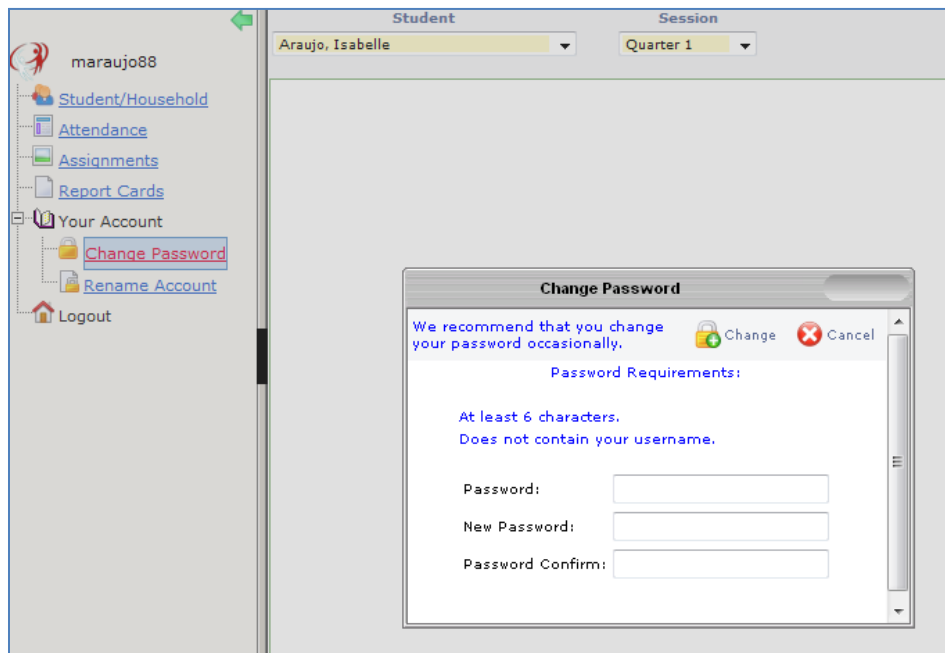
DOWNLOAD SCHOOL FORMS – Select the form that you want to download from the drop down menu



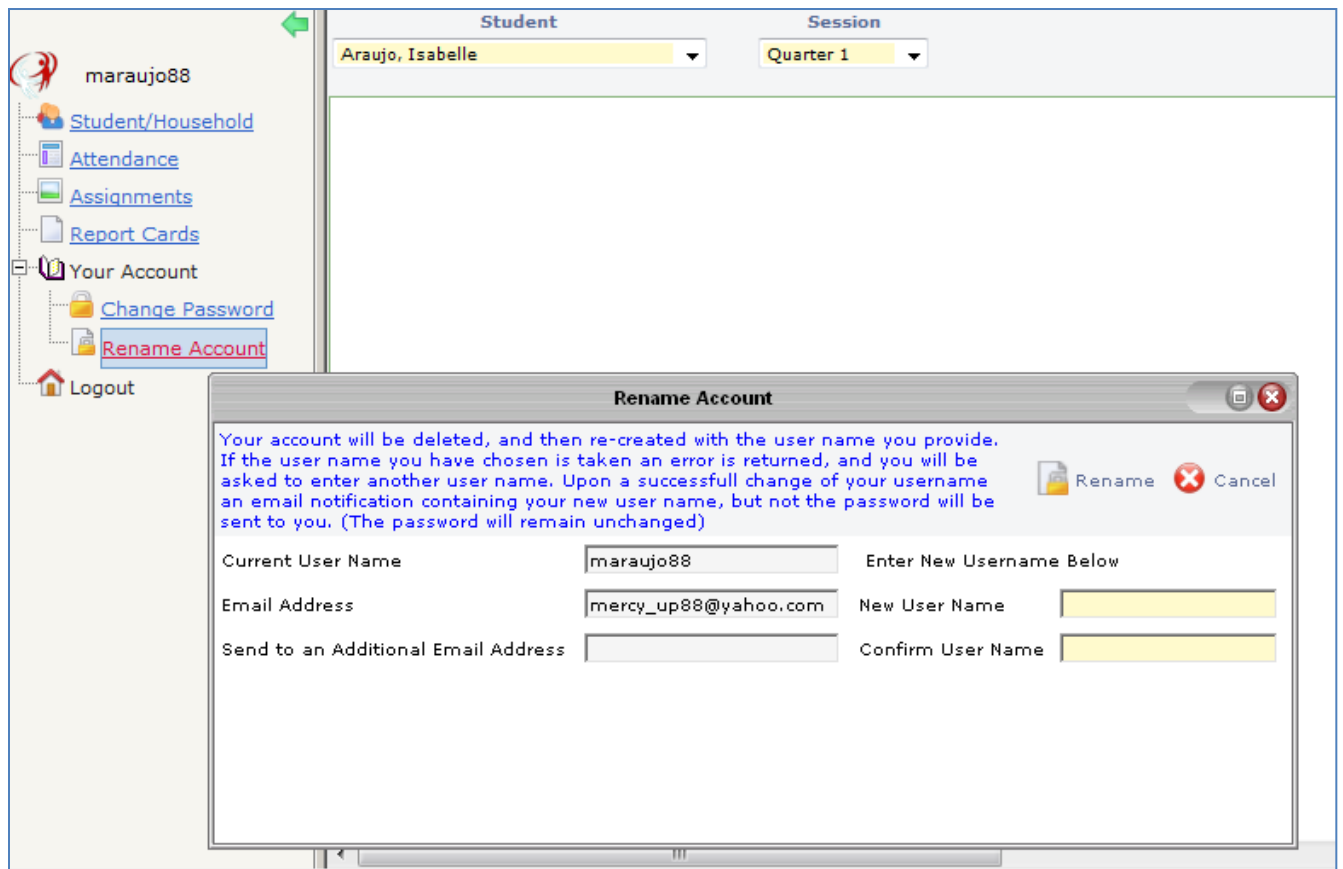
REPORT CARDS LINK – this will allow you to view and print your child(ren)'s report card. This will be available at the end of the 2nd Quarter Period. On the right side window: Select your child's name, Select the Current Quarter Period under Session--> Click RUN

YOUR ACCOUNT LINK –

CHANGE PASSWORD - this will allow you to modify your password. Click 'Change' for the change to take effect



RENAME ACCOUNT – this will allow you rename your username, click 'Rename' for the change to take effect



LOGOUT LINK – Logoff from the program

6/11/2012 11:25 AM